

4

3

2

1

D

D

C

C

B

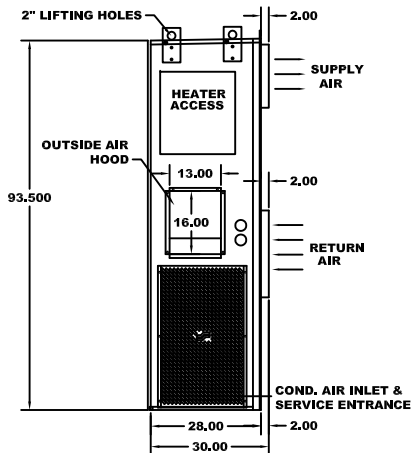
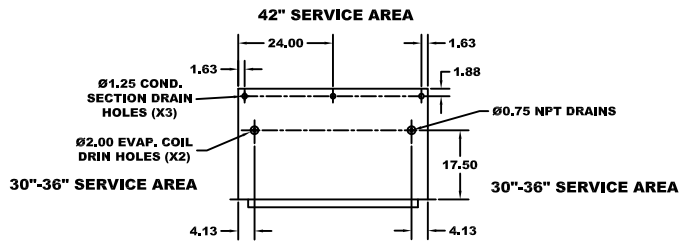
B

A

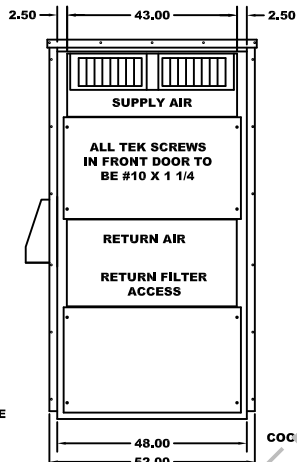
A

### REVISIONS

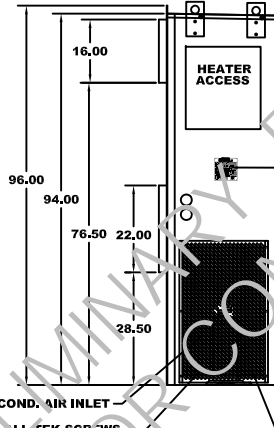
ZONE	REV.	DESCRIPTION	DATE	APPR.



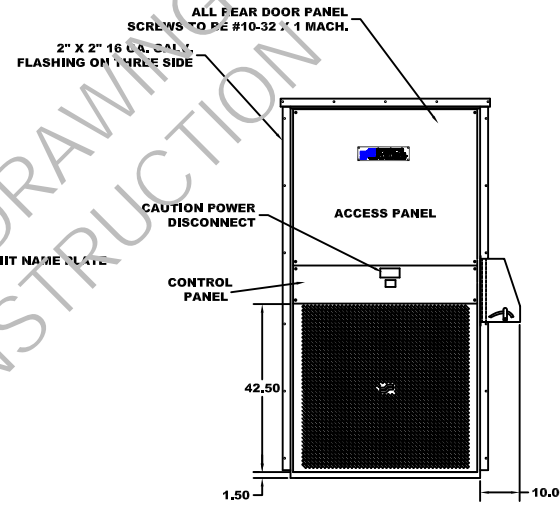
**LEFT**



**FRONT**



**RIGHT**



DIMENSIONS MEASURED AT THE TOP ARE 3/16" WIDER

- OPTIONS:**
- CLOGGED FILTER SWITCH ALARM
  - CORROSION RESISTANT COATING FOR EVAP. AND COND. COIL
  - LOW AMBIENT KIT WITH LOW PRESSURE BYPASS
  - DISCONNECT SWITCH
  - HOT GAS BYPASS (BOTH STAGES)

**UNIT WEIGHT 1200 LBS.**

**DRAWING STATUS**

ISSUED FOR APPROVAL

FOR CONSTRUCTION

AS BUILT



**TITLE:**  
**GENERAL ARRANGEMENT**  
**MODEL APK-120**  
**STD. TOP HORIZ. DISCHARGE**

SCALE:	DRAWN BY: DM	P.O.#:
DATE:	CHK'D:	JOB#: APK-STD
	REV:	DWG#: APK-STD-120A

THIS DOCUMENT CONTAINS CONFIDENTIAL PROPRIETARY INFORMATION AND IS THE PROPERTY OF SPECIFIC SYSTEMS. IT SHALL NOT BE REPRODUCED, USED, TRANSFERRED TO OTHER DOCUMENTS OR DISCLOSED TO ANY UNAUTHORIZED PERSONS WITHOUT THE EXPRESS WRITTEN PERMISSION OF SPECIFIC SYSTEMS. ALL RIGHT OF DESIGN OR INVENTION ARE RESERVED TO SPECIFIC SYSTEMS.