

4

3

2

1

D

D

C

C

B

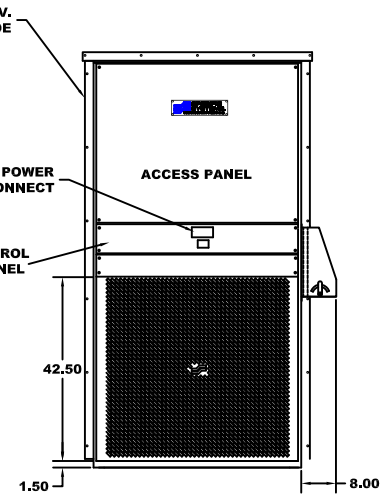
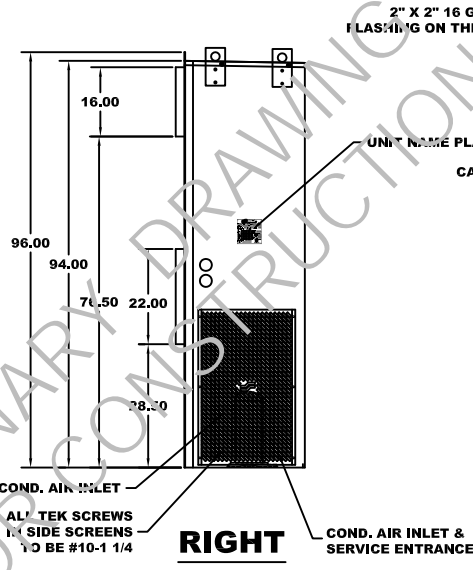
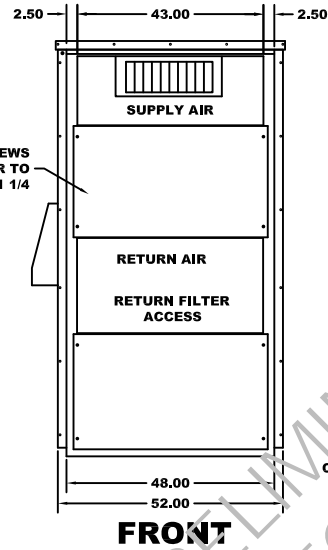
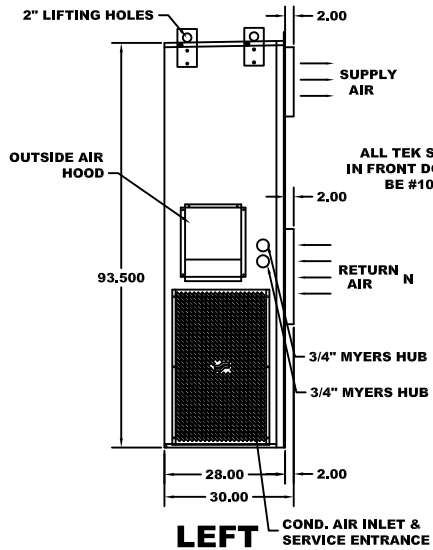
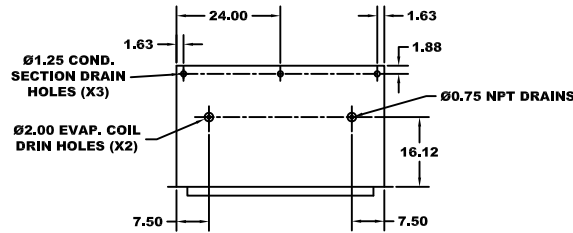
B

A

A

**REVISIONS**

ZONE	REV.	DESCRIPTION	DATE	APPR.



**LEFT**

**FRONT**

**RIGHT**

DIMENSIONS MEASURED AT THE TOP ARE 3/16" WIDER

- OPTIONS:**  
 CLOGGED FILTER SWITCH ALARM  
 CORROSION RESISTANT COATING FOR EVAP. AND COND. COIL  
 LOW AMBIENT KIT WITH LOW PRESSURE BYPASS  
 DISCONNECT SWITCH  
 HOT GAS BYPASS (BOTH STAGES)

**UNIT WEIGHT 1200 LBS.**

**DRAWING STATUS**

ISSUED FOR APPROVAL

FOR CONSTRUCTION

AS BUILT



**TITLE:**  
**GENERAL ARRANGEMENT**  
**MODEL APK-90**  
**STD. TOP HORIZ. DISCHARGE**

SCALE:	DRAWN BY: DM	P.O.#:
DATE:	CHK'D:	JOB#: APK-STD-90
	REV:	DWG#: APK-STD-90

THIS DOCUMENT CONTAINS CONFIDENTIAL PROPRIETARY INFORMATION AND IS THE PROPERTY OF SPECIFIC SYSTEMS. IT SHALL NOT BE REPRODUCED, USED, TRANSFERRED TO OTHER DOCUMENTS OR DISCLOSED TO ANY UNAUTHORIZED PERSONS WITHOUT THE EXPRESS WRITTEN PERMISSION OF SPECIFIC SYSTEMS. ALL RIGHT OF DESIGN OR INVENTION ARE RESERVED TO SPECIFIC SYSTEMS.