

4

3

2

1

D

D

C

C

B

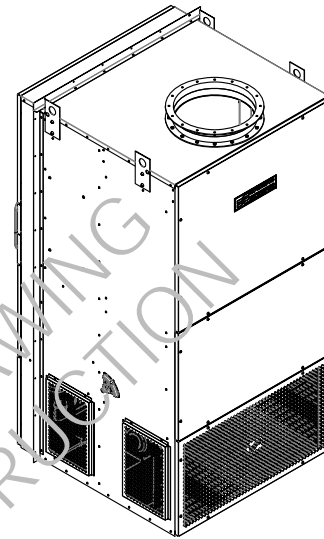
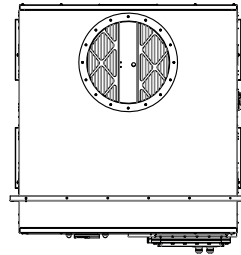
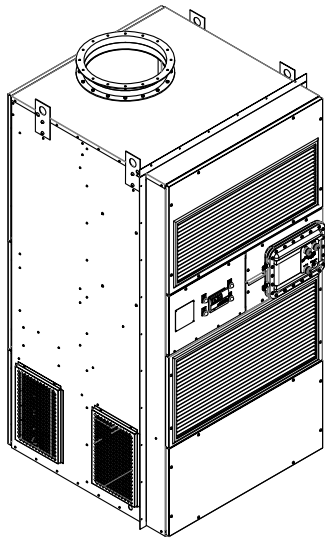
B

A

A

REVISIONS

ZONE	REV.	DESCRIPTION	DATE	APPR.



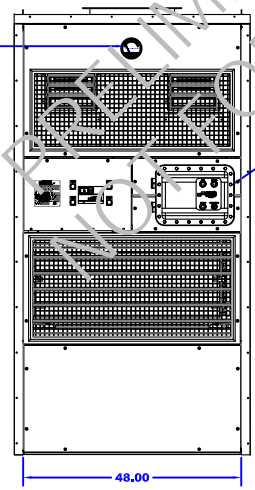
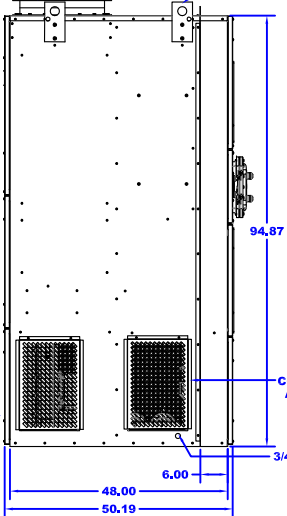
STACK MATING RING FLANGE
LIFTING LUGS

MAGNAHELIC GAUGE

CONDENSER AIR OUT

CONDENSER AIR IN

APPROX. UNIT WEIGHT 1650 LBS

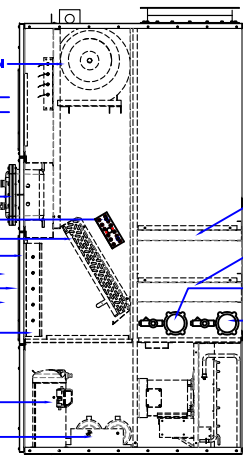


NEMA-7 NFPA 496 PURGE & PRESS
CONTROL BOX
ELECTRIC HEATER
EVAPORATOR COIL
RETURN AIR FILTER
RETURN AIR
RETURN AIR DAMPER
COMPRESSOR
RECEIVERS

MAIN FAN
SUPPLY AIR

(2) PRE-FILTER 24" x 20" x 2"
(2) PRE-FILTER 24" x 20" x 4"
AIR FLOW PRESS. SWITCH
BUILDING PRESS. SWITCH

CONDENSER AIR OUT



DRAWING STATUS
ISSUED FOR APPROVAL
FOR CONSTRUCTION
AS BUILT



TITLE:
GENERAL ARRANGEMENT
MODEL 6060/6090/6120
DIV. II NFPA 496

SCALE:	DRAWN BY: DM	P.O.#:
DATE:	CHK'D:	JOB#: 6000
	REV:	DWG#: 6000-01A

THIS DOCUMENT CONTAINS CONFIDENTIAL PROPRIETARY INFORMATION AND IS THE PROPERTY OF SPECIFIC SYSTEMS. IT SHALL NOT BE REPRODUCED, USED, TRANSFERRED TO OTHER DOCUMENTS OR DISCLOSED TO ANY UNAUTHORIZED PERSONS WITHOUT THE EXPRESS WRITTEN PERMISSION OF SPECIFIC SYSTEMS. ALL RIGHTS OF DESIGN OR INVENTION ARE RESERVED TO SPECIFIC SYSTEMS.

4

3

2

1